

## **CAUTION**

1. Even though the chassis of the unit is negatively grounded, use correct terminals to connect cable.
2. When plugging the unit into a wall outlet, it must be turned off.
3. Place the unit in a dry and well ventilated area.
4. Never touch the unit while it is working. Even though it is designed for high efficiency, the unit will still get hot.
5. If a short circuit occurs while outputing, the unit will be protected by a short circuit protection function. Turn off the unit and repair the cause of the short circuit immediately, then turn it back on.
6. Do not use the unit for devices that require high current input at the start, such as motorized equipment. Do not use the unit to charge a car battery.
7. Do not use a car cigarette lighter in the cigarette plug socket on the unit.
8. Before replacing a fuse make sure that the unit has been turned off. Be sure to use the specified type of fuse.
9. Make sure the product is always suitably grounded to prevent electric shock and to reduce noise.
10. Never disassemble, modify, and touch the inside of the unit unnecessarily. That could cause damage to the product and make the warranty invalid.

***R&L Electronics***

SWITCHING MODE

DC REGULATED POWER SUPPLY

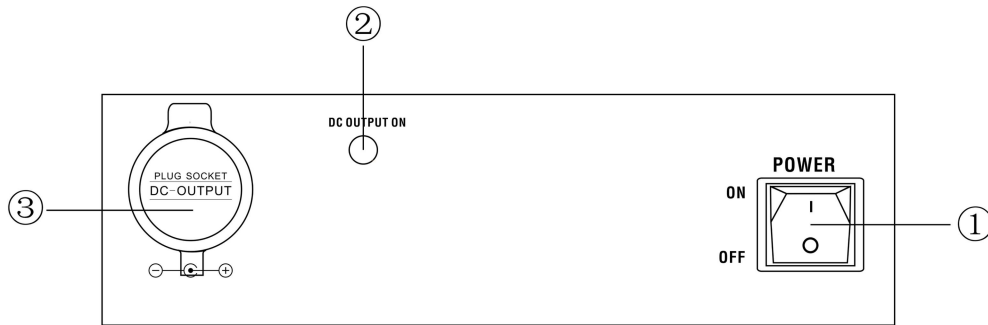
**RLPS30**

**INSTRUCTION MANUAL**

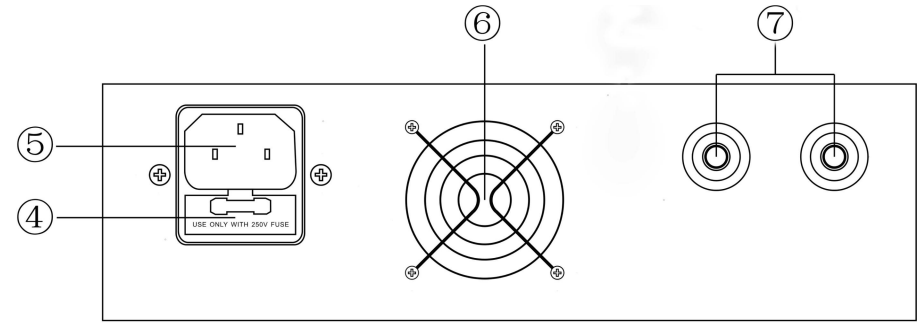
## INTRODUCTION

RLPS30 is a high efficiency, small footprint, lightweight, high performance switching power supply. It is exceptionally immune to Radio Frequency Interference at close range. It has the small footprint of popular radio transceivers, The constant current protection, over temperature protection and output Over Voltage Protection(OVP) ensure better reliability and safer protection to both the power supply and its connected load. One main DC output at rear and a front mounted cigar socket provide convenient DC connectivity. It has excellent line and load regulation, low ripple and noise.

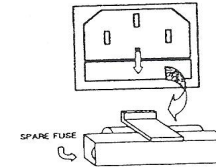
## PART NAMES AND FUNCTIONS



1. **Power switch:** Turns the unit on and off.
2. **Power Indicator.**
3. **Cigarette plug terminal:** 10A max.



4. **FUSE**
5. **Input power cable:**110V/60Hz
6. **Cooling fan**
7. **Output terminal:** 30A max; Red positive; black negative.



## SPECIFICATIONS

1. input voltage: 110V/60Hz
2. output voltage: Fixed 13.8VDC $\pm$ 0.5V, 10-15V Adjustable
3. output voltage regulation: less than 2%
4. protection: Overload, Over Temperature, Short Circuit Protection by Constant Current Circuitry and Output Over Voltage Protection
5. output current: 30A (max), 25A (continuous)
6. Ripple & Noise:  $\leq$ 100mVp-p
7. fuse: 110V:8A
8. Dimensions: 181x63x190 mm
9. Weight; 1.6kg