

# DIAMOND ANTENNA

## K515SNMO

### Luggage Rack Mount

#### General Specifications

- Low loss NMO base.
- 13.5 ft. low loss RG-316/U Teflon Coax cable ending in SMA connector. PL-259 adapter provided.
- Adjustment nut for antenna position. (Figure A)
- Black finish.
- Maximum recommended antenna is 50 inches. Only antennas not requiring direct ground connection should be used with the K515S.

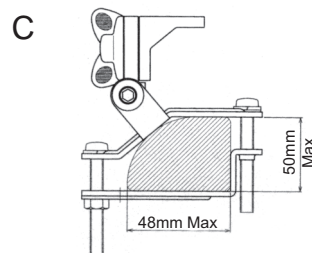
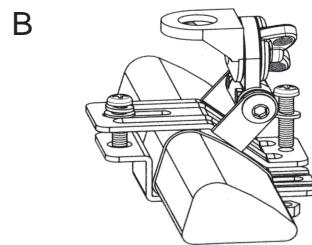
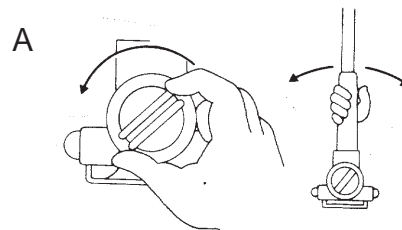
#### Installation Instructions

(1) Choose desired mounting location on vehicle to ensure maximum strength of mount and best performance of antenna.

(2) When best location is determined, fasten mount to vehicle by appropriate means: use phillips head screwdriver and adjustable wrench. Hex wrench included for mount body adjustment.

(3) Route the coaxial cable from antenna mount to radio. Install the PL-259 connector (supplied with mount) to cable end. Connector installation instructions are inscribed on connector package. Connect cable to radio.

The K515SNMO is designed to fit many newer GM and similar SUV luggage rack rails. Mount clamp portion to best fit the rail. Using hex wrench, adjust mount for vertical antenna position. (Figure B & C)



Please check our website for installation ideas.

When completed, waxing the black portion of the mount will help maintain appearance.

DIAMOND ANTENNA Products are distributed by RF PARTS COMPANY  
435 S. Pacific Street • San Marcos, CA 92078 • (760) 744-0900

[www.diamondantenna.net](http://www.diamondantenna.net)